

# Reception Basic Skills Workshop

Supporting your child with their learning.



# Our Ethos

- Underpins everything we do at Oasis Shirley Park.
- Our ethos is linked to our 9 habits which are based on Oasis habits and academic research of Growth Mindset.
- These support the children when learning and help them to make better choices.

## These are our Oasis 9 Habits





# Aims

- The ability to read and write well is a vital skill for all children, paving the way for an enjoyable and successful school experience.
- Phonics helps children to develop good reading and spelling skills.

## Why Teach Phonics

***Synthetic phonics offers the vast majority of young children the best and most direct route to becoming skilled readers and writers”***

***Sir Jim Rose, Rose Review of Reading 2006***

# What is phonics?

## Phonics is...

Knowledge of  
the alphabetic  
code.



Skills of  
segmentation and  
blending

Children will learn their first 19  
phonemes:

**Set 1:** m a s d t i n p g o c k u r b f  
e l h z w j v y q u x  
ck (as in duck) ff (as in puff) ll (as in hill)  
ss (as in hiss)

Sounds should be articulated clearly and precisely.

Please use the link below to listen to the sounds  
<https://www.youtube.com/watch?v=-ksbIMiliA8>

**Blending** –for reading

Children need to be able to **hear** the  
separate sounds in a word and then  
blend them together to **say** the  
whole word .

**Segmenting** –for writing

Children need to be able to **hear**  
a whole word and **say** every  
sound that they **hear** .

# How do we teach Phonics

- We follow a phonics scheme of work called Success for All (SFA) phonics
- Every day the children have 10-15 minute sessions of phonics.

# Getting ready for phonics

- Tuning into sounds
- Listening and remembering sounds
  - Talking about sounds
  - Music and movement
    - Rhythm and rhyme
      - Sound effects
- Speaking and listening skills



# Key Words

There are many words that **cannot** be blended or segmented because they are irregular and come up frequently when children are reading and writing.

**the      was      said      you      what**





# Developing Writing in EYFS



# Developing tiny hands





# Developing Fine Motor Skills


- Using scissors
- Threading
- Playdough
- Doing their own buttons, zips etc
- Encourage them to write with different pens/pencils/crayons etc



# Writing in EYFS

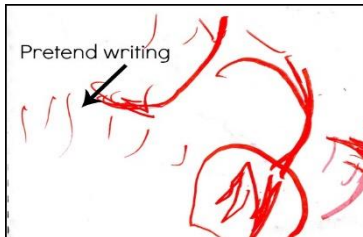


# Mark Making/Writing




## How you can help

- **Set up a regular time to mark make.** Give your child a piece of unlined paper and fun markers or crayons. Expect this to last about 5-10 minutes.
- **Call it writing.** "Let's do some writing today!"
- As your child mark makes, **talk about things** that are meaningful to them and what they are writing



## How you can help


- **Write sentences that your child dictates.** Read back, pointing to each word, moving left to right on the page. Invite your child to read along with you on subsequent readings. Your child may want to illustrate the page and read it to others



## How you can help

- **Set up a writing Area** and provide many opportunities for your child to use it.
- **Model authentic writing** by letting your child see you pencil events onto a calendar, write a shopping list, fill out forms, and compose thank you notes.

# Mark Making/Writing



- **Do not spell every word for your child.** When they have to write their own spellings children must think about letter-sound relationships.
- **Alphabet chart with pictures** so your child has a reference for spelling sounds.
- **Teach your child to streeeeetch out the words** when spelling them so that he writes each sound that he hears.



- Help your child **write for different purposes** – letters, charts, notes, etc.
- Show your child how to use word charts, simple spelling dictionaries, and other **tools to help with spelling**.
- **Teach conventions of writing** (punctuation, capital letters, etc.) as your child is ready

# How you can support writing

- Books, books, books!
- Challenge table – develop writing for a purpose and application of new skills
- Writing studio – books, pens, hole punch, stickers ...
- Clipboards
- Writing on paper, up-right writing, cave writing
- Outdoor opportunities
- Reading Mates





# Ideas to try ...

- Cave writing
- Different paper and notebooks
  - Writing studio
    - Big chalks
    - Threading
      - Sewing
    - Playdough
      - Bats/ball
      - Climbing





# Developing Numeracy in EYFS



# Numeracy

For children to be confident, independent mathematicians, the learning environment should be set up to encourage all children to develop independence.

Through initiating their own experiences, children become far more deeply engaged in their play. They will persevere to find out what it is they really want to know or be.



# How you can help at home



- Encourage children to select and combine resources from different areas so that they become creative in their use and begin to make vital connections to support their learning.
- Trust!! Adults need to show that they trust children to be able to do challenging things for themselves; to try, fail and try again as they test out skills, ideas, thoughts and feelings in play.
- The use of the learning environment and the activities available need to be carefully balanced. Ensuring a range of opportunities, both adult and child initiated, supports children in developing ideas and learning from each other and also ensures opportunities to choose to engage in more focused adult led activities.

# Resources to interest children ...

- Different types of paper
  - Calculators
- Numbers in various forms
  - Open ended activities
    - Rulers
    - Strips of paper
- Empty number tracks (inside and out)
  - Shape stencils
- Bowls and collections
  - Number fans
  - Number sticks



# Reception Email

If you have any questions for the Reception teachers please email the link below and someone will get back to you as soon as possible. Use this email if you would like to book an appointment with your child's class teacher.

[SPA.Reception-STF@oasisshirleypark.org](mailto:SPA.Reception-STF@oasisshirleypark.org)